

Medical: Prudent Buyer PPO/EPO

How to Find a Provider

For locating providers and specialist care only.
To find hospital care, please refer to [ClaimDOC](#)

Visit <https://www.anthem.com/ca/find-care/> and select one of the 3 options to search for providers.

- [Log in to Find Care](#) to access your personalized portal and elected plan;
- Use [Member ID for Basic Search](#) if you know your 3 digit prefix. (first 3 values of your ID Number on your ID Card)
- Click [Basic search as a guest](#) to enter your plan.

Searching as a Guest? Follow the steps below.

STEP 1

Complete the fields with the following selections:

- What type of care are you searching for? Use drop down to select: [Medical Plan or Network](#)
- Your plan is offered in California. Use drop down to select: [California](#)
- How do you get health insurance? Use drop down to select: [Medical \(Employer-Sponsored\)](#)
- Select a plan or network. Use drop down to select [Prudent Buyer PPO/EPO](#)
- Click [Continue](#)


STEP 2

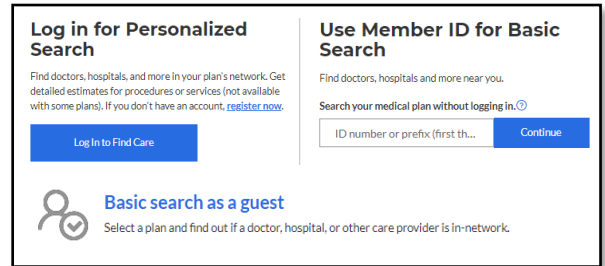
Enter the Zip Code in the far-left box for the location you are searching for a provider. You then have two ways to narrow your search:

- Option 1: Enter in the [Physician's Name, Specialty, NPI or license number](#) in the Search Box. The results will appear below and you can select the provider name or click [View All](#).
- Option 2: Scroll down and click one of the Search by Care Provider boxes. The results will appear on a new screen, click the physician's name to obtain additional details.

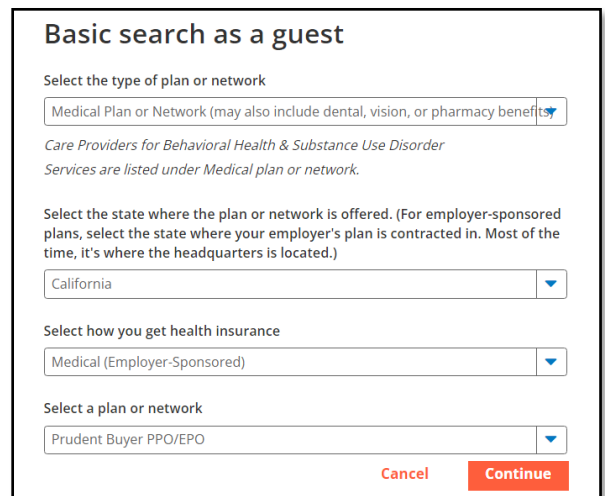
STEP 3

View your search results.

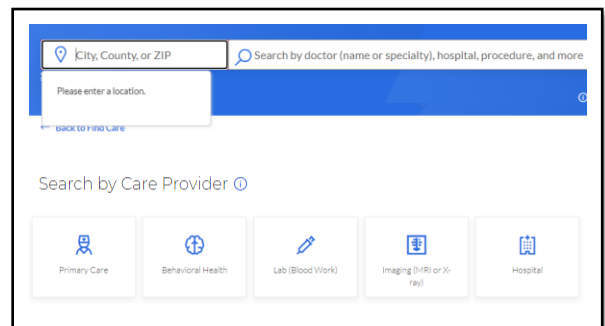
- Click the  printer icon to print the results of your search.
- Click on a provider name to see more details.



The screenshot shows two search options. On the left, 'Log in for Personalized Search' includes a 'Log In to Find Care' button. On the right, 'Use Member ID for Basic Search' includes a search box for 'ID number or prefix (first th...)' and a 'Continue' button. Below these is the 'Basic search as a guest' option with a 'Basic search as a guest' button and a note: 'Select a plan and find out if a doctor, hospital, or other care provider is in-network.'



The 'Basic search as a guest' form has several dropdown menus: 'Select the type of plan or network' (Medical Plan or Network), 'Select the state where the plan or network is offered' (California), 'Select how you get health insurance' (Medical (Employer-Sponsored)), and 'Select a plan or network' (Prudent Buyer PPO/EPO). There are 'Cancel' and 'Continue' buttons at the bottom right.



The search results page shows a search box with 'City, County, or ZIP' and 'Search by doctor (name or specialty), hospital, procedure, and more'. Below the search box is a 'Please enter a location' input field. There are 'Search by Care Provider' buttons for Primary Care, Behavioral Health, Lab (Blood Work), Imaging (MRI or X-ray), and Hospital.

Looking to estimate your cost?

View estimated member liability by registering and logging into [anthem.com](#) or on the Sydney Health mobile app. From [Anthem.com](#), select [Find Care & Cost](#). From the Sydney Health app, select the [Care](#) icon and then select [Find Care & Cost](#). Search for the procedure you would like to estimate your cost for.

